

Firmware Update

Leddar Pixell 3D Flash LiDAR

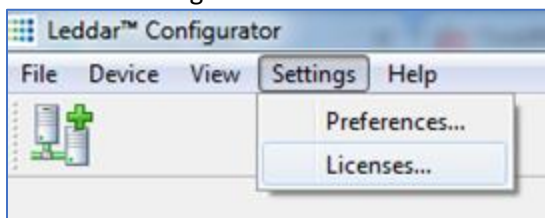
To have access to the menu to update your sensor, you need to add a license to LeddarConfigurator.

Here are the steps:

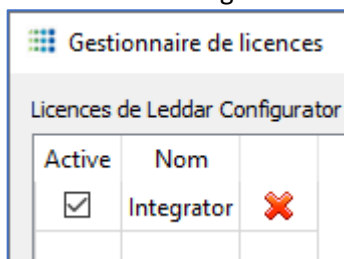
Adding Required License to Leddar Configurator Software:

You need to add the Integrator license to your LeddarConfigurator software to enable the update menu.

1. Start the Leddar Configurator software (install it if not already installed)
2. Go in the Settings->Licences menu



3. In the License Manager windows you need to add the following key:
 - a. 8202ACD589516CA9F23EB082FB38475E
4. The License Manager window should now look like the following pictures:



5. Please be aware that this license will add a few options in the menu. As soon as you are done updating your firmware, we recommend that you remove the Integrator license by clicking on the red X.

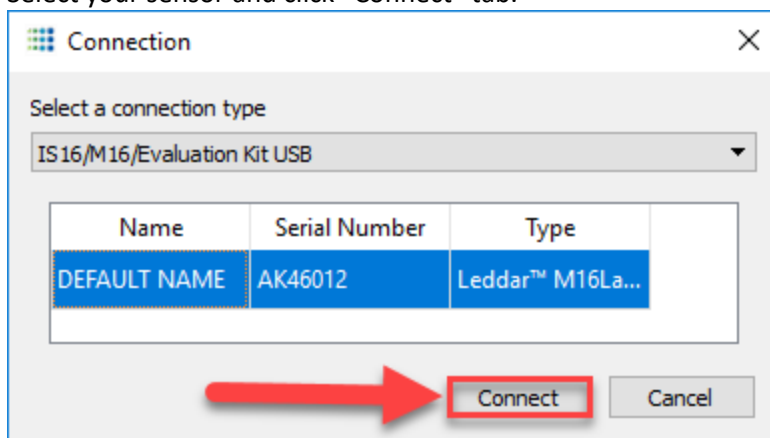
Upgrading the sensor firmware:

Once the licenses are added to the Leddar configurator, you can now perform the firmware upgrade.

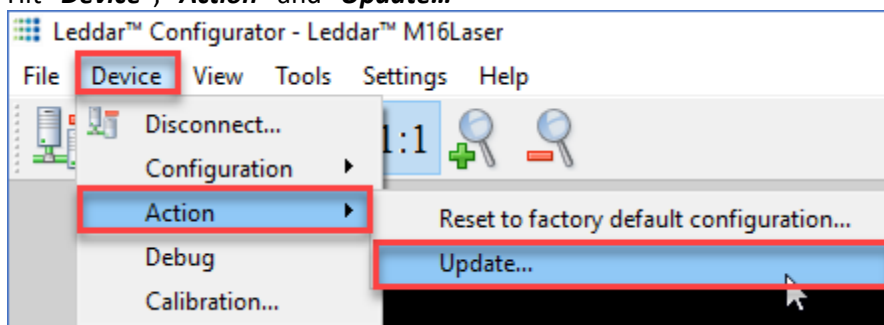
1. Connect your Leddar sensor to your computer.
2. Connect your Leddar sensor to its power supply
3. Open Leddar configurator

4. Click the connect button 

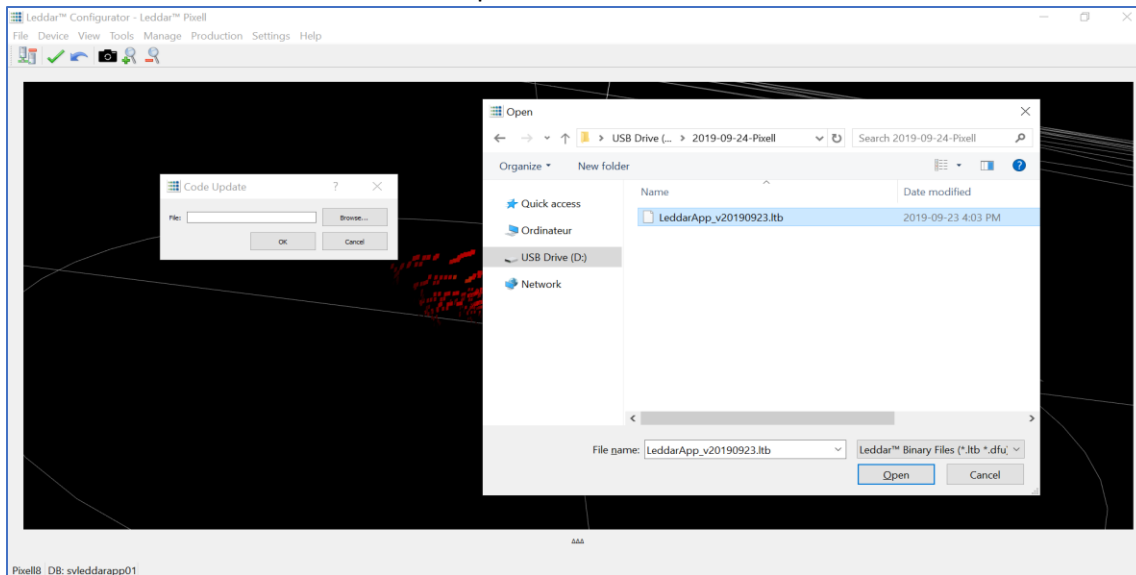
5. Select your sensor and click "Connect" tab.



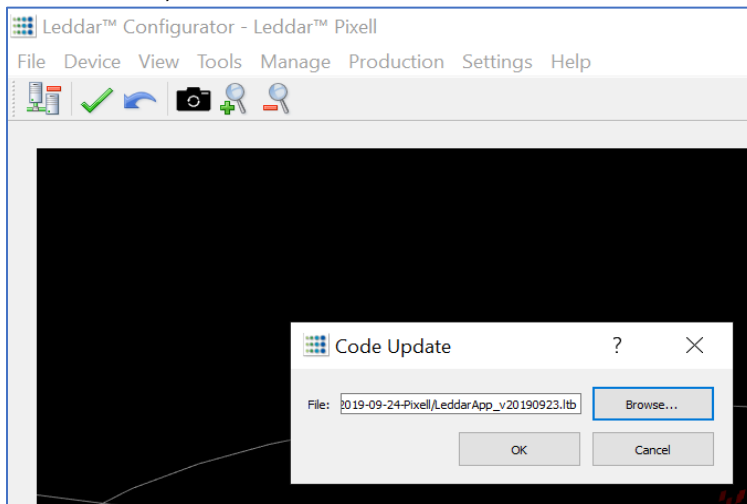
6. Hit "**Device**", "**Action**" and "**Update...**"



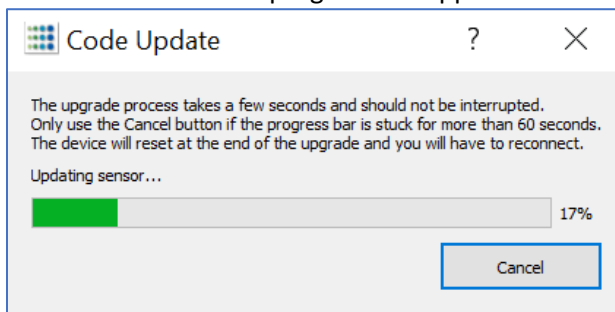
7. Hit **“Browse”** and select the Firmware update LTB file.



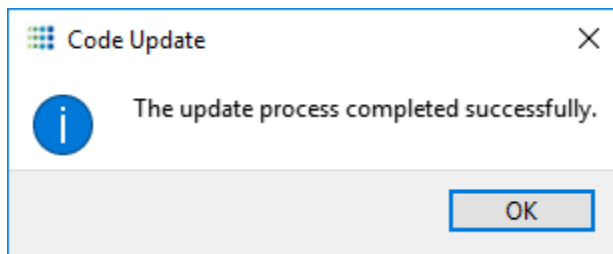
8. Select the file, then click **“OK”**:



9. You should now see a progress bar appear:

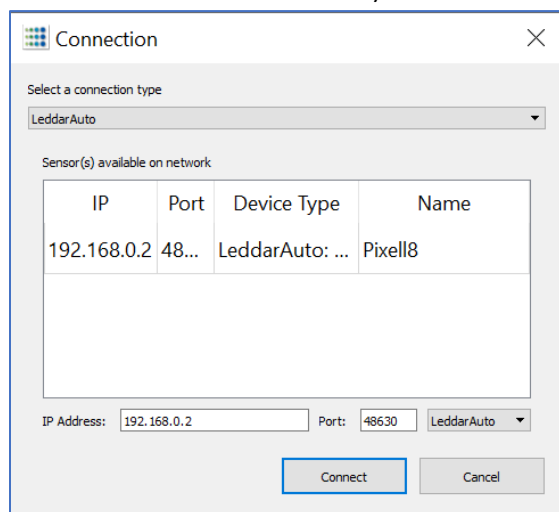


10. **The sensor must stay connected/powered at all time during the upgrade process.**
11. Once the update is finished, you should see the following screen.



12. Sensor will disconnect, the please reconnect.

(Warning: You absolutely need to reconnect the sensor to LeddarConfigurator! DO NOT POWER OFF THE SENSOR BEFORE RECONNECTING. The Sensor might not appear in the Connection window below, but you still can use the “Connect” button)



Contact Information

For technical inquiries, please contact LeddarTech technical support at support@leddartech.com.

For more information, call toll-free 1-855-865-9900 or visit www.leddartech.com.